

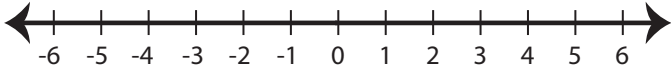
Name : _____

Score : _____

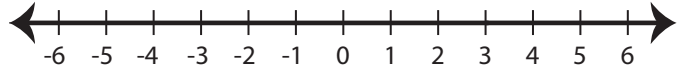
Graphing Compound Inequalities

Graph the compound inequalities.

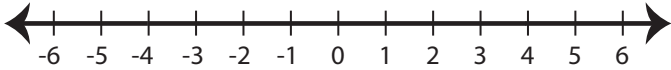
1) $x \leq 0$ or $x > 2$



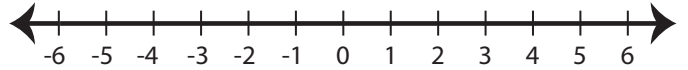
2) $x > -1$ and $x < 3$



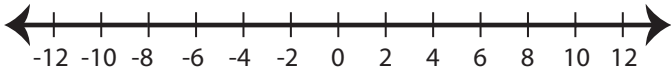
3) $-4 < x \leq 4$



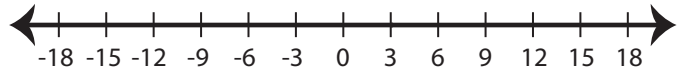
4) $x \geq 5$ or $x \leq -6$



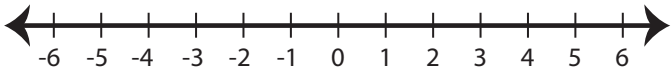
5) $10 > x > -8$



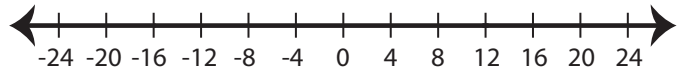
6) $x < 9$ and $x \geq 3$



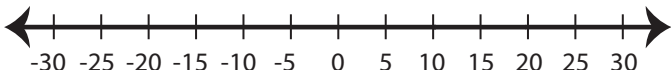
7) $x \leq -2$ and $x \geq -5$



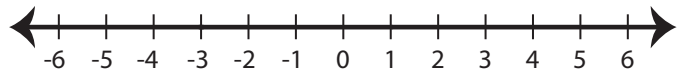
8) $x \geq 12$ or $x < -16$



9) $x > 10$ and $x < 20$



10) $-3 \leq x < 1$



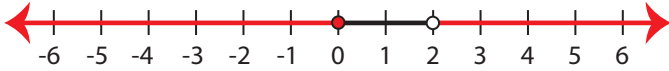
Name : _____

Score : _____

Answer key

Graph the compound inequalities.

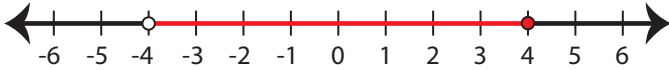
1) $x \leq 0$ or $x > 2$



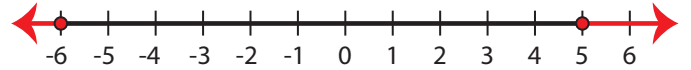
2) $x > -1$ and $x < 3$



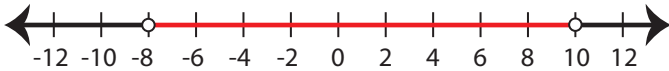
3) $-4 < x \leq 4$



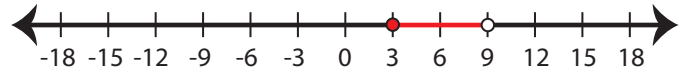
4) $x \geq 5$ or $x \leq -6$



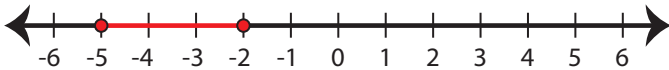
5) $10 > x > -8$



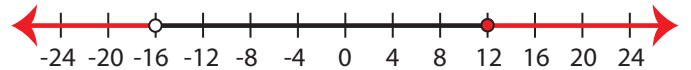
6) $x < 9$ and $x \geq 3$



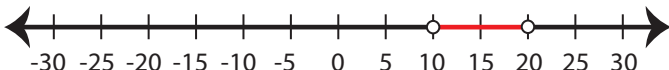
7) $x \leq -2$ and $x \geq -5$



8) $x \geq 12$ or $x < -16$



9) $x > 10$ and $x < 20$



10) $-3 \leq x < 1$

